

**ACCESS HEALTH CT
2016 STANDARD PLAN
DESIGNS**

AGENDA

- Introductions
- Public Comment
- Meeting Objective
- Overview
 - Number of Plans Submitted
 - AHCT Enrollment by Metal Level
- 2016 AHCT Standard Plan Options – AV Calculator Output

AHCT 2016 STANDARD PLANS: OVERVIEW

AHCT 2015 Plans: Individual Market Options per Carrier

Metal Level	Number of Plans Each Carrier Can Submit		Total Number of Plans Submitted by Carriers		
	Required AHCT Standard	Optional	Standard Plans	Non-Standard Plans	Total
Platinum	N/A	1 AHCT Standard & Up to 2 Non-Standard	1	0	1
Gold	1	Up to 3 Non-Standard	4	7	11
Silver	1	Up to 3 Non-Standard	4	7	11
Bronze	2	Up to 3 Non-Standard	8	7	15
Catastrophic	N/A	Up to 1 Non-Standard	N/A	3	3
TOTAL	4	13	17	24	41

A carrier can submit up to 17 plans each

4 Carriers have submitted a total of 41 plans

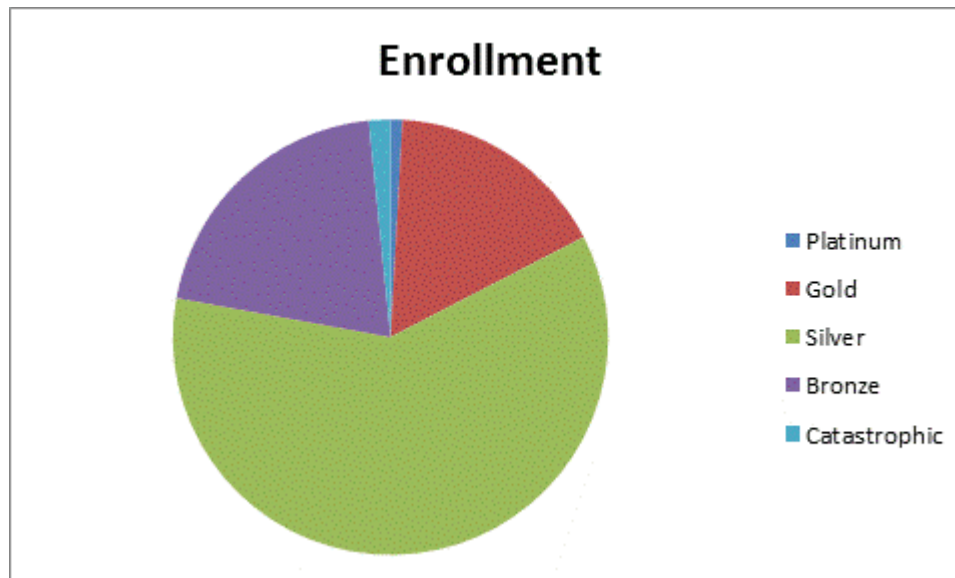
**Plan counts displayed above do not include plan variant levels for Zero Cost Sharing, Limited Cost Sharing and Silver Cost Sharing (73%, 87%, 94%)*

AHCT 2015 Plans: Enrollment Information

Metal Level	Enrollment	Percent
Platinum	840	1%
Gold	15,767	17%
Silver	57,722	60%
Bronze	19,582	21%
Catastrophic	1,531	2%
TOTAL	95,442	100%

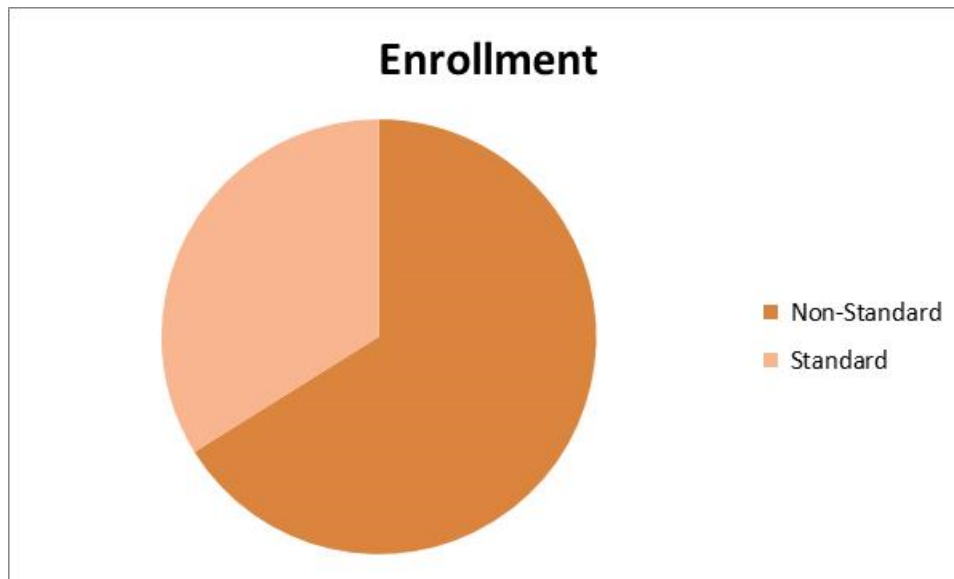
Silver Plans:
60% of Total
Enrollment

Standard Plans: 70%
of Total Enrollment



AHCT 2015 Plans: Enrollment Information

Plan Type	Enrollment	Percent of Bronze Plan Enrollment
Bronze Non-Standard (NS)	12,947	66%
Bronze Standard	6,635	34%
TOTAL	19,582	100%



Bronze Plans:
21% of Total Enrollment

Standard Bronze Plans:
7% of Total Enrollment
(vs 3% in 2014)

AHCT 2015 Plans: Enrollment Information

Plan Type	Enrollment	Percent of Silver Plan Enrollment
Silver Non-Standard - Std Level	3,982	6.9%
Silver Non-Standard - 73% CSR	1,638	2.8%
Silver Non-Standard - 87% CSR	1,883	3.3%
Silver Non-Standard - 94% CSR	2,481	4.3%
Silver Non-Standard - AI Plans	6	0.0%
Silver Standard - Std Level	13,502	23.4%
Silver Standard - 73% CSR	7,571	13.1%
Silver Standard - 87% CSR	12,894	22.3%
Silver Standard - 94% CSR	13,740	23.8%
Silver Standard - AI Plans	25	0.0%
TOTAL	57,722	100%

9,990 (17%)

47,732 (83%)

AHCT 2015 Plans: Enrollment Information

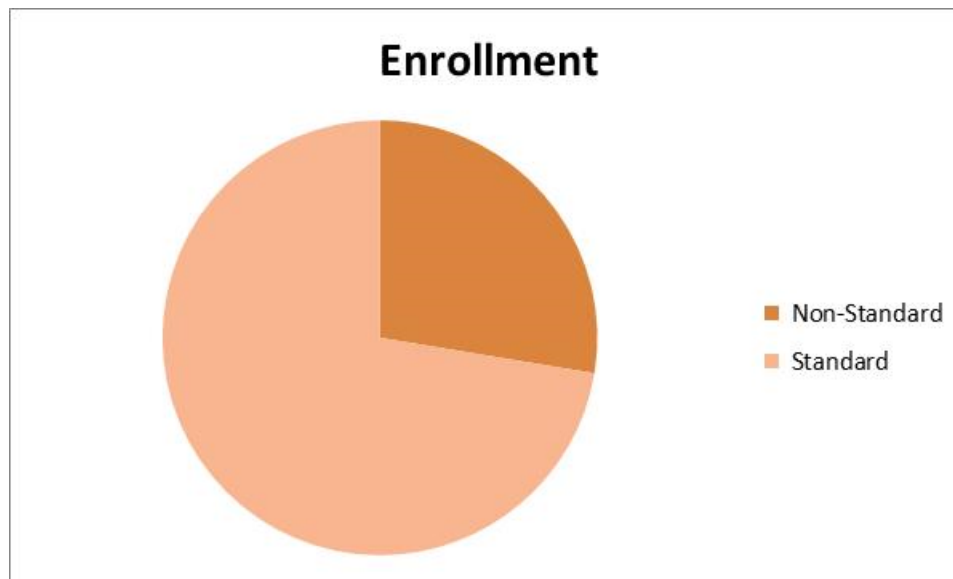


AHCT 2015 Plans: Enrollment Information

Plan Type	Enrollment	Percent of Gold Plan Enrollment
Gold Non-Standard (NS)	4,354	28%
Gold Standard	11,413	72%
TOTAL	15,767	100%

Gold Plans:
17% of Total Enrollment

Standard Gold Plans:
12% of Total Enrollment



2016 AHCT STANDARD PLAN OPTIONS - AV CALCULATOR

AHCT 2016 Standard Plans

REFER TO SEPARATE EXHIBITS

AHCT 2016 Standard Plans

NEXT STEPS